


inVision35
Made-to-measure

27W / 2600lm / 4000K / DALI / Flood 52° /
1200mm

60980



Structure

- 1 Profile
- 2 End caps
- 3 Fitting accessories
- 4 Profile coupling

Modules

- ## A inVision Module

Design: O/M + Bartenbach GmbH


inVision module with housing and perforated cover plate made of aluminium with textured-paint finish.

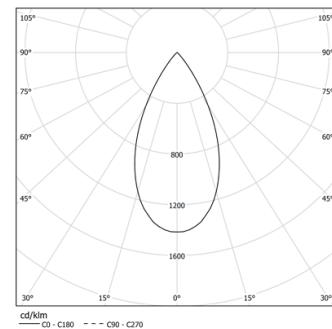
LED CRI>80 / >50.000h, L80/B10 / 2-step MacAdam

Power supply included.

IP20 | 230Vac | 50/60Hz



 LED	4000K	Light Source	Luminaire
Power	27W	32,9W	
Flux	3440lm	2600lm	
Efficiency	127lm/W	79lm/W	
LOR	-	76%	
UGR	-	<10	



Beam angle
Flood 52°

Application



Weight
0,8Kg

Finishes

- ☐ .01 White / RAL 9010
☒ .02 Black / RAL 9005

For the specific supply of "DALI 2" drivers, please contact:
support@om-light.com

Choose the length and layout of the system exactly as you want it, to model the right lighting functions for different tasks. For further information please contact: support@om-light.com

