


**inVision35**  
**Made-to-measure**

52W / 4960lm / 4000K / On/Off / Medium  
31° / 1200mm

60971



## Structure

- 1 Profile
- 2 End caps
- 3 Fitting accessories
- 4 Profile coupling

## Modules

- A inVision Module

Design: O/M + Bartenbach GmbH


inVision module with housing and perforated cover plate made of aluminium with textured-paint finish.

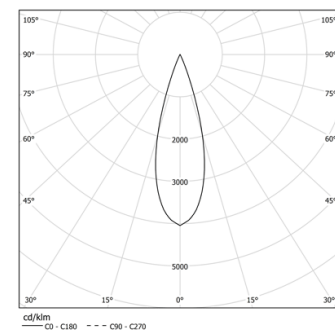
LED CRI>80 / >50.000h, L80/B10 / 2-step MacAdam

Power supply included.

IP20 | 230Vac | 50/60Hz



 LED	4000K	Light Source	Luminaire
Power	52W	61,2W	
Flux	6800lm	4960lm	
Efficiency	131lm/W	81lm/W	
LOR	-	73%	
UGR	-	<13	

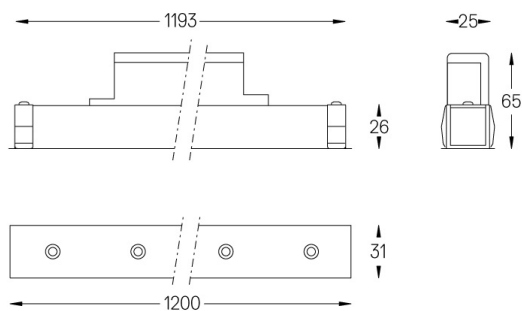


Beam angle  
Medium 31°

## Application



Weight  
0,8Kg



## Finishes

- .01 White / RAL 9010  
● .02 Black / RAL 9005

Choose the length and layout of the system exactly as you want it, to model the right lighting functions for different tasks. For further information please contact: [support@om-light.com](mailto:support@om-light.com)