


14W / 1300lm / 4000K / On/Off / Flood 52° /  
600mm

60968

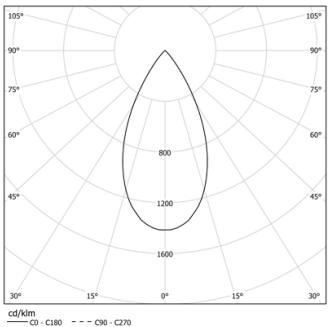
Design: O/M + Bartenbach GmbH  
inVision module with housing and perforated cover  
plate made of aluminium with textured-paint finish.

LED CRI>90 / >50.000h, L80/B10 / 2-step MacAdam  
Power supply included.  
IP20 | 230Vac | 50/60Hz



- Structure**
  - 1 Profile
  - 2 End caps
  - 3 Fitting accessories
  - 4 Profile coupling
- Modules**
  - A inVision Module

LED	4000K	Light Source	Luminaire
Power		14W	17,1W
Flux		1720lm	1300lm
Efficiency		123lm/W	76lm/W
LOR		-	76%
UGR		-	<13

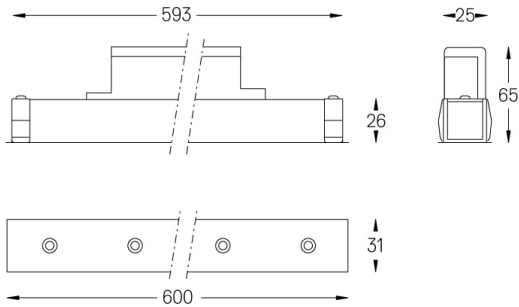


Beam angle  
Flood 52°

Application



Weight  
0,5Kg



#### Finishes

- .01 White / RAL 9010
- .02 Black / RAL 9005

Choose the length and layout of the system exactly as you want it, to  
model the right lighting functions for different tasks. For further  
information please contact: [support@om-light.com](mailto:support@om-light.com)