


**inVision35**  
**Made-to-measure**

27W / 1840lm / 2700K / DALI / Flood 52° /  
1200mm

60948



### Structure

- 1 Profile
- 2 End caps
- 3 Fitting accessories
- 4 Profile coupling

## Modules

- A inVision Module

Design: O/M + Bartenbach GmbH


inVision module with housing and perforated cover plate made of aluminium with textured-paint finish.

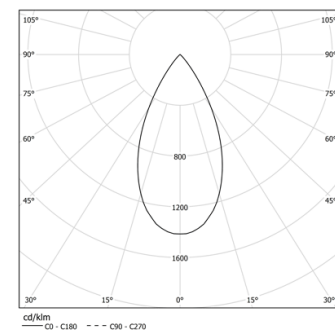
LED CRI>90 / >50.000h, L80/B10 / 2-step MacAdam

Power supply included.

IP20 | 230Vac | 50/60Hz



 LED	2700K	Light Source	Luminaire
Power	27W		32,9W
Flux	2400lm		1840lm
Efficiency	89lm/W		56lm/W
LOR	-		77%
UGR	-		<10

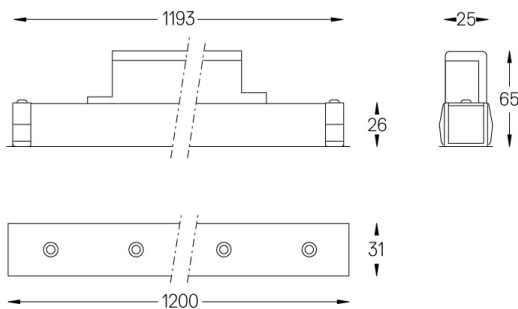


Beam angle  
Flood 52°

## Application



Weight  
0,8Kg



## Finishes

- ☐ .01 White / RAL 9010  
☒ .02 Black / RAL 9005

For the specific supply of "DALI 2" drivers, please contact:  
support@om-light.com

Choose the length and layout of the system exactly as you want it, to model the right lighting functions for different tasks. For further information please contact: [support@om-light.com](mailto:support@om-light.com)