

23W* / 1420lm* / 2200K-5000K / DALI /
Flood 52° / 611mm

60703



Design: O/M + Bartenbach GmbH

Surface or pendant luminaire with housing made of aluminium with electrostatic 100% polyester paint with textured finish.

Aluminium anodised end caps with matt finish or electrostatic 100% polyester paint with textured-finish.

Housing and perforated cover plate made of aluminium with textured-paint finish. With the latest Bartenbach GmbH technology, inVision35 is a discreet solution, that can use great light distribution and visual comfort from a nearly invisible source.

Fitting accessories for pendant version ordered separately.

LED >80CRI<90 / >50.000h, L80/B10 / 3-step MacAdam

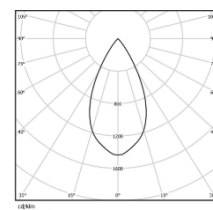
Power supply included.

DALI DT8.

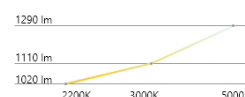
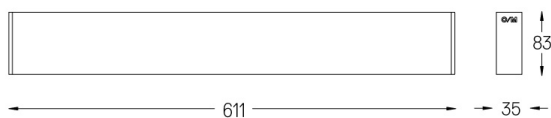
IP20 | 230Vac | 50/60Hz



LED	2200K-5000K	Light Source	Luminaire
Power		23W*	29W*
Flux		1880lm*	1420lm*
Efficiency		82lm/W	49lm/W
LOR		-	76%
UGR		-	<16

Beam angle
Flood 52°

Application

Weight
1,2Kg

Finishes

- .01 White / RAL 9010
- .02 Black / RAL 9005

Mandatory

54036 Pendant direct fitting accessory

56051 Clear Base DALI

ø60x35mm

For the specific supply of "DALI 2" drivers, please contact:
support@om-light.com