

inVision35 Recessed

23W* / 1420lm* / 2200K-5000K / DALI /
Flood 52° / 611mm

60699



Design: O/M + Bartenbach GmbH

Recessed luminaire with housing made of aluminium with electrostatic 100% polyester paint with textured finish.

Aluminium anodised end caps with matt finish or electrostatic 100% polyester paint with textured-finish.

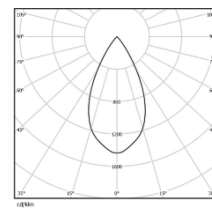
Housing and perforated cover plate made of aluminium with textured-paint finish. With the latest Bartenbach GmbH technology, inVision35 is a discreet solution, that can use great light distribution and visual comfort from a nearly invisible source.

Fitting accessories ordered separately.

LED >80CRI<90 / >50.000h, L80/B10 / 3-step MacAdam
Power supply included.
DALI DT8.
IP20 | 230Vac | 50/60Hz

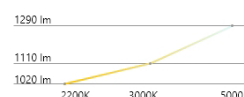


LED	2200K-5000K	Light Source	Luminaire
Power		23W*	29W*
Flux		1880lm*	1420lm*
Efficiency		82lm/W	49lm/W
LOR		-	76%
UGR		-	<16




Beam angle
Flood 52°

Application



Weight
1,2Kg



Finishes

- .01 White / RAL 9010
- .02 Black / RAL 9005

Mandatory

50047 Recessed fitting accessory

For the specific supply of "DALI 2" drivers, please contact:
support@om-light.com

O/M recommends that any false ceilings intended for recessed products should be installed only after the products to be used have been chosen. The same applies when preparing openings for this type of product. O/M recommends reinforcing false ceilings close to any such openings, in accordance with the characteristics of the product to be recessed. The cutout dimensions are for plasterboard ceilings. For other type of material please contact: support@om-light.com