

## inVision35 Recessed

26W / 1820lm / 2700K / On/Off / Flood 52° /  
611mm

60605



Design: O/M + Bartenbach GmbH

Recessed luminaire with housing made of aluminium with electrostatic 100% polyester paint with textured finish.

Aluminium anodised end caps with matt finish or electrostatic 100% polyester paint with textured-finish.


Housing and perforated cover plate made of aluminium with textured-paint finish. With the latest Bartenbach GmbH technology, inVision35 is a discreet solution, that can use great light distribution and visual comfort from a nearly invisible source. Fitting accessories ordered separately.

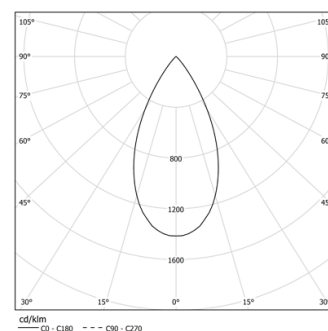
LED CRI>90 / >50.000h, L80/B10 / 2-step MacAdam

Power supply included.

IP20 | 230Vac | 50/60Hz



 LED	2700K	Light Source	Luminaire
Power		26W	31,7W
Flux		2400lm	1820lm
Efficiency		92lm/W	57lm/W
LOR		-	76%
UGR		-	<16



Beam angle  
**Flood 52°**


## Application



Weight  
1,2Kg



37x604



## Finishes

- ☐ **.01 White / RAL 9010**  
☒ **.02 Black / RAL 9005**

## Mandatory

**50047 Recessed fitting accessory**

O/M recommends that any false ceilings intended for recessed products should be installed only after the products to be used have been chosen. The same applies when preparing openings for this type of product. O/M recommends reinforcing false ceilings close to any such openings, in accordance with the characteristics of the product to be recessed. The cutout dimensions are for plasterboard ceilings. For other type of material please contact: [support@om-light.com](mailto:support@om-light.com)