

16W* / 790lm* / 2200K-5000K / DALI /
Wallwasher / 1211mm

60601



Design: OM + Bartenbach GmbH

Surface or pendant luminaire with housing made of aluminium with 25 micron maximum corrosion resistance anodization in matte finish or electrostatic 100% polyester paint with textured finish.

Aluminium anodised end caps with matt finish or electrostatic 100% polyester paint with textured-finish.

Linear extruded lenses (Lightstream) combined with a secondary reflector, integrated into an extruded aluminium profile.

Fitting accessories ordered separately. 2200-5000K Tunable White.

LED CRI>80 / >50.000h, L80/B10 / 2-step MacAdam

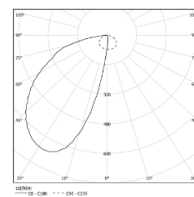
Power supply included.

DALI DT8

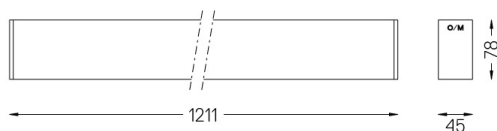
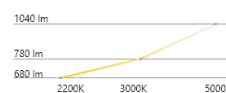
IP20 | 230Vac | 50/60Hz



LED	2200K-5000K	Light Source	Luminaire
Power		16W*	19,5W*
Flux		1720lm*	790lm*
Efficiency		108lm/W	40lm/W
LOR		-	46%
UGR		-	-

Beam angle
Wallwasher

Application

Weight
2Kg

Finishes

- .01 White / RAL 9010
- .02 Black / RAL 9005
- .10 Anodised aluminium

Mandatory

54036 Pendant direct fitting accessory

56051 Clear Base DALI

ø60x35mm