

8W* / 390lm* / 2200K-5000K / DALI /
Wallwasher / 611mm

60600



Design: OM + Bartenbach GmbH

Surface or pendant luminaire with housing made of aluminium with 25 micron maximum corrosion resistance anodization in matte finish or electrostatic 100% polyester paint with textured finish.

Aluminium anodised end caps with matt finish or electrostatic 100% polyester paint with textured finish.

Linear extruded lenses (Lightstream) combined with a secondary reflector, integrated into an extruded aluminium profile.

Fitting accessories ordered separately. 2200-5000K Tunable White.

LED CRI>80 / >50.000h, L80/B10 / 2-step MacAdam

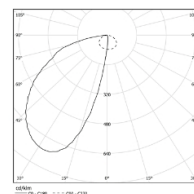
Power supply included.

DALI DT8

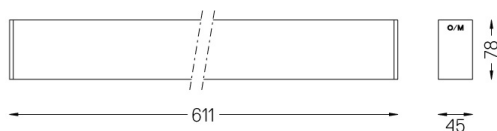
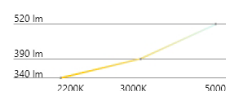
IP20 | 230Vac | 50/60Hz



LED	2200K-5000K	Light Source	Luminaire
Power		8W*	10W*
Flux		860lm*	390lm*
Efficiency		108lm/W	39lm/W
LOR		-	45%
UGR		-	-

Beam angle
Wallwasher

Application

Weight
1,64Kg

Finishes

- .01 White / RAL 9010
- .02 Black / RAL 9005
- .10 Anodised aluminium

Mandatory

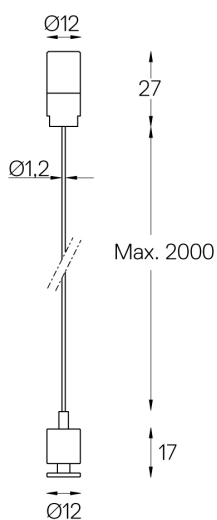
54036 Pendant direct fitting accessory

56051 Clear Base DALI

ø60x35mm

Pendant direct fitting
accessory

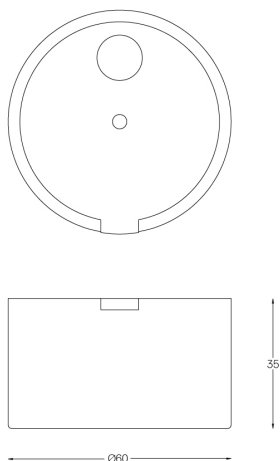
54036



One 2m steel cable (1,2mm)
Max interval 3m

Clear Base DALI

56051



DALI (5x0,75mm²). Includes:
 One clear polycarbonate power supply base (IP20).
 One clear power cable (2m).
 One clear power supply base must be applied every 30m (ø60x35mm)
 Steel cable ordered separately