

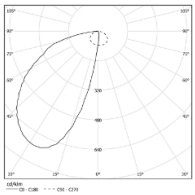


Design: O/M + Bartenbach GmbH  
Recessed wallwasher luminaire with housing made of aluminium profile with 25micron maximum corrosion resistance anodization with matt finish or with textured electrostatic 100% polyester paint. Aluminium anodised end caps with matt finish or electrostatic 100% polyester paint with textured-finish.  
Asymmetrical aluminium reflector.  
Power supply included.  
Fitting accessories ordered separately.  
2200-5000K Tunable White.

LED CRI>80 / >50.000h, L80/B10 / 2-step MacAdam  
Power supply included.  
DALI DT8  
IP20 | 230Vac | 50/60Hz

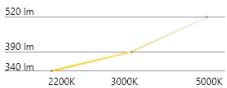


LED	2200K-5000K	Light Source	Luminaire
Power		8W*	10W*
Flux		860lm*	390lm*
Efficiency		108lm/W	39lm/W
LOR		-	45%
UGR		-	-



Beam angle  
Wallwasher

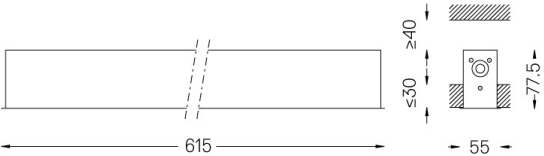
Application



Weight  
1,64Kg



47x605



### Finishes

- .01 White / RAL 9010
- .02 Black / RAL 9005
- .10 Anodised aluminium

### Mandatory

#### 51027 Recessed fitting accessory

O/M recommends that any false ceilings intended for recessed products should be installed only after the products to be used have been chosen. The same applies when preparing openings for this type of product. O/M recommends reinforcing false ceilings close to any such openings, in accordance with the characteristics of the product to be recessed. The cutout dimensions are for plasterboard ceilings. For other type of material please contact: [support@om-light.com](mailto:support@om-light.com)