

32W / 2050lm / 4000K / DALI / Wallwasher /
1211mm

60596



Design: OM + Bartenbach GmbH

Surface or pendant luminaire with housing made of aluminium with 25 micron maximum corrosion resistance anodization in matte finish or electrostatic 100% polyester paint with textured finish.

Aluminium anodised end caps with matt finish or electrostatic 100% polyester paint with textured finish.

Linear extruded lenses (Lightstream) combined with a secondary reflector, integrated into an extruded aluminium profile.

Fitting accessories ordered separately.

LED CRI>80 / >50.000h, L80/B10 / 2-step MacAdam

Power supply included.

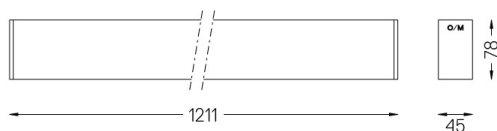
IP20 | 230Vac | 50/60Hz



LED	4000K	Light Source	Luminaire
Power		32W	37,6W
Flux		4480lm	2050lm
Efficiency		140lm/W	54lm/W
LOR		-	46%
UGR		-	-

Beam angle
Wallwasher

Application

Weight
2Kg

Finishes

- .01 White / RAL 9010
- .02 Black / RAL 9005
- .10 Anodised aluminium

Mandatory

54036 Pendant direct fitting accessory

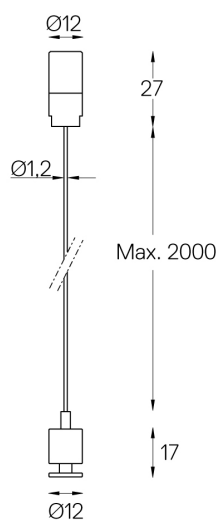
56051 Clear Base DALI

ø60x35mm

For the specific supply of "DALI 2" drivers, please contact:
support@om-light.com

Pendant direct fitting
accessory

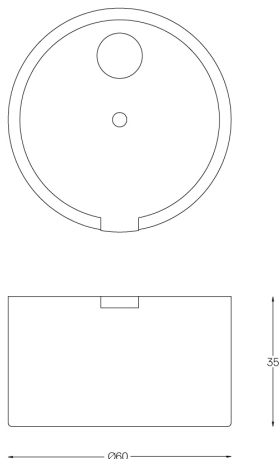
54036



One 2m steel cable (1,2mm)
Max interval 3m

Clear Base DALI

56051



DALI (5x0,75mm²). Includes:
 One clear polycarbonate power supply base (IP20).
 One clear power cable (2m).
 One clear power supply base must be applied every 30m (ø60x35mm)
 Steel cable ordered separately