

64W / 4100lm / 4000K / On/Off / Wallwasher  
/ 2415mm

60576



Design: OM + Bartenbach GmbH

Recessed luminaire with housing made of aluminium with 25 micron maximum corrosion resistance anodization in matte finish or electrostatic 100% polyester paint with textured finish.

Aluminium anodised end caps with matt finish or electrostatic 100% polyester paint with textured-finish.

Linear extruded lenses (Lightstream) combined with a secondary reflector, integrated into an extruded aluminium profile.

Fitting accessories ordered separately.

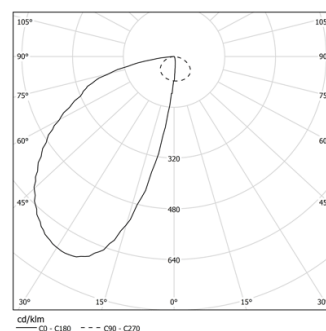
LED CRI&gt;80 / &gt;50.000h, L80/B10 / 2-step MacAdam

Power supply included.

IP20 | 230Vac | 50/60Hz




LED	4000K	Light Source	Luminaire
Power		64W	75,3W
Flux		8960lm	4100lm
Efficiency		140lm/W	54lm/W
LOR		-	46%
UGR		-	-

Beam angle  
Wallwasher

Application

Weight  
2,5Kg

47x2405



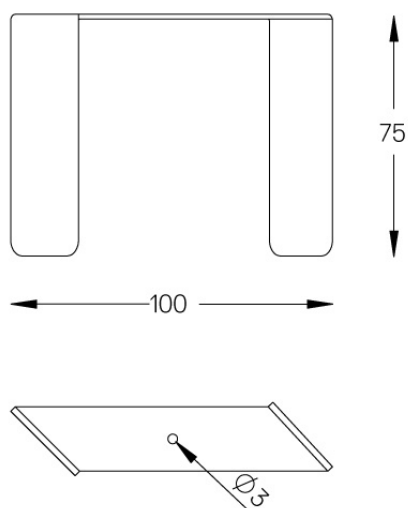
## Finishes

- .01 White / RAL 9010
- .02 Black / RAL 9005
- .10 Anodised aluminium

## Mandatory

## 51027 Recessed fitting accessory

O/M recommends that any false ceilings intended for recessed products should be installed only after the products to be used have been chosen. The same applies when preparing openings for this type of product. O/M recommends reinforcing false ceilings close to any such openings, in accordance with the characteristics of the product to be recessed. The cutout dimensions are for plasterboard ceilings. For other type of material please contact: support@om-light.com



A fitting accesory must be applied  
at the end of each profile section  
and every 1,16m