


Product timing available by request



Design: OM + Bartenbach GmbH

Pendant direct and indirect luminaire with housing made of aluminium in matte finish.

Aluminium anodised end caps with matt finish.

Linear lenses (Lightstream) combined with a secondary reflector, integrated into an extruded aluminium profile.

Indirect light: Lenses for batwing effect protected by a transparent polycarbonate diffuser.

Fitting accessories ordered separately.

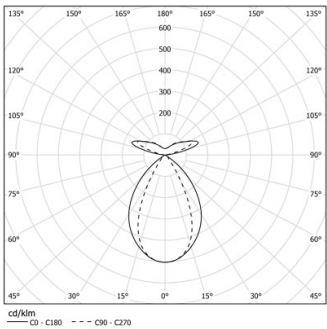
LED CRI>90 / >50.000h, L80/B10 / 2-step MacAdam

Power supply included.

IP20 | 230Vac | 50/60Hz



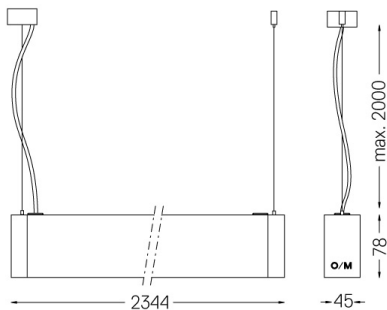
LED	4000K	Light Source	Luminaire
Power		27+56W	32+64W
Flux		3600+3440lm	2880+2720lm
Efficiency		85lm/W	57lm/W
LOR		-	80%
UGR		-	<19



Beam angle  
Wide flood 76° /  
batwing

Application

Weight  
8,2Kg



Finishes

- .04 Matt White
- .05 Matt Black

Mandatory

59054 Pendant direct/indirect fitting accessory

56051 Clear Base DALI

ø60x35mm

For the specific supply of "DALI 2" drivers, please contact:  
support@om-light.com