


17+35W / 1700+1600lm / 3000K / DALI /  
Wide flood 76° / batwing / 1480mm

60533

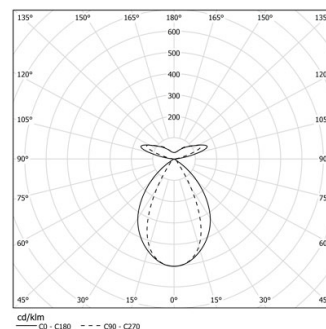


Design: OM + Bartenbach GmbH  
Pendant direct and indirect luminaire with housing made of aluminium in matte finish.  
Aluminium anodised end caps with matt finish.  
Linear lenses (Lightstream) combined with a secondary reflector, integrated into an extruded aluminium profile.  
Indirect light: Lenses for batwing effect protected by a transparent polycarbonate diffuser.  
Fitting accessories ordered separately.

LED CRI>90 / >50.000h, L80/B10 / 2-step MacAdam  
Power supply included.  
IP20 | 230Vac | 50/60Hz



| LED        | 3000K | Light Source | Luminaire   |
|------------|-------|--------------|-------------|
| Power      |       | 17+35W       | 20+40W      |
| Flux       |       | 2100+2000lm  | 1700+1600lm |
| Efficiency |       | 79lm/W       | 53lm/W      |
| LOR        |       | -            | 80%         |
| UGR        |       | -            | <19         |

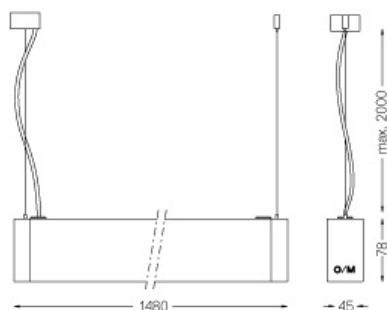


Beam angle  
Wide flood 76° /  
batwing

Application



Weight  
5,2Kg



Finishes

- .04 Matt White
- .05 Matt Black

Mandatory

59054 Pendant direct/indirect fitting accessory

56051 Clear Base DALI

ø60x35mm

For the specific supply of "DALI 2" drivers, please contact:  
support@om-light.com