


22W / 2400lm / 4000K / DALI / Wide flood
76° / 1201mm

60520

Product timing available by request



Design: OM + Bartenbach GmbH

Surface or pendant luminaire with housing made of aluminium with 25 micron maximum corrosion resistance anodization in matte finish or electrostatic 100% polyester paint with textured finish.

Aluminium anodised end caps with matt finish or electrostatic 100% polyester paint with textured finish.

Linear lenses (Lightstream) combined with a secondary reflector, integrated into an extruded aluminium profile.

Fitting accessories ordered separately.

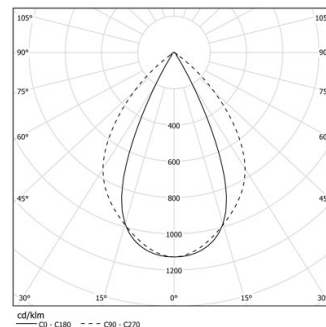
LED CRI>90 / >50.000h, L80/B10 / 2-step MacAdam

Power supply included.

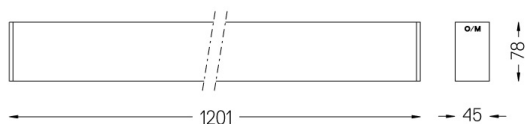
IP20 | 230Vac | 50/60Hz



LED	4000K	Light Source	Luminaire
Power		22W	25,9W
Flux		3000lm	2400lm
Efficiency		142lm/W	93lm/W
LOR		-	80%
UGR		-	<19

Beam angle
Wide flood 76°

Application

Weight
1,9Kg

Finishes

- .01 White / RAL 9010
- .02 Black / RAL 9005

Mandatory

54036 Pendant direct fitting accessory

56051 Clear Base DALI

ø60x35mm

For the specific supply of "DALI 2" drivers, please contact:
support@om-light.com