
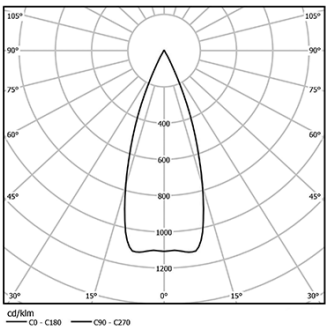


Design: O/M + Bartenbach GmbH
Ceiling-recessed luminaire with aluminium die-cast body with electrostatic 100% polyester paint finish. Focal-lens with complex surfaces to provide a focal point through an 8mm aperture for low glare illumination.
Supplied with Plasterboard.
Driver to be ordered separately.

LED CRI>90 / >50.000h, L80/B10
2-step MacAdam
IP65



 3000K	Light Source	Luminaire
Power	5,6W	5,6W
Flux	460lm	240lm
Efficiency	82lm/W	43lm/W
LOR	-	52%
UGR	-	<19



Beam angle
Medium 35°

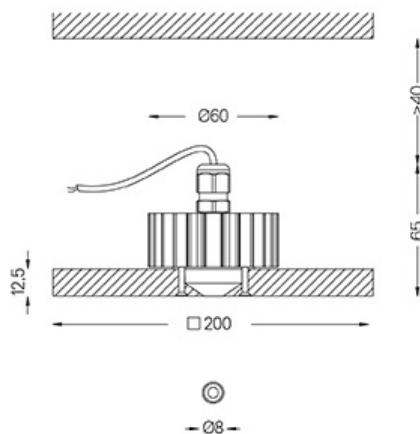
Application



Weight
0,96Kg



201x201



Finishes

● .02 Black / RAL 9005

Mandatory

59009 Driver On/Off [1 to 3 luminaire]

146,5x43,5x30mm

59010 Driver On/Off [3 to 6 luminaires]

115,5x76x30mm

59011 Driver DALI [1 luminaire]

95x53x30mm

59012 Driver DALI [up to 4 luminaires]

124x78x22mm

Optional

59013 Ceiling access hatch for drivers

365x365x13mm

59034 Plasterboard metal profile for Nub

250x47x18mm

Optional (positioned at the factory)

59001 1/4 CTO

ø17x1mm

59002 1/2 CTO

ø17x1mm

59003 Louvre

ø17x3mm

59004 Soft diffuser

ø17x1mm

The cutout dimensions are for plasterboard ceilings. For other type of material please contact: support@om-light.com

Data according to regulations

2019/2020/EU supplemented by 2021/341 | 2019/2015/EU

supplemented by 2021/340/EU Energy Consumption Labelling

Ordinance. This product contains a light source of efficiency class G

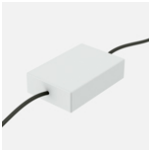
Model Identifier 4053560145



Nub
Flush

Driver On/Off [1 to 3
luminaires]

59009



Driver On/Off for Nub
(Plasterboard versions) [1 to 3
luminaire]
230Vac | 50/60Hz | Class II

Weight	Finishes
0,122Kg	.99

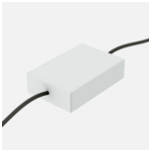




Nub
Flush

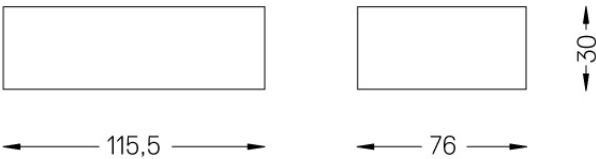
Driver On/Off [3 to 6
luminaires]

59010



Driver On/Off for Nub
(Plasterboard versions) [3 to 6
luminaire]
230Vac | 50/60Hz | Class I

Weight	Finishes
0,18Kg	.99

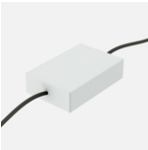




Nub
Flush

Driver DALI [1 luminaire]

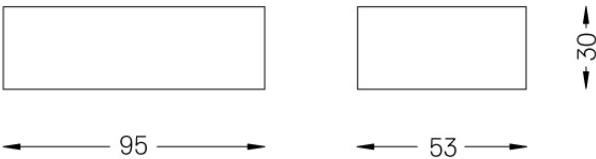
59011



Driver DALI for Nub (Plasterboard versions) [1 luminaire]
230Vac | 50/60Hz | Class II

Weight
0,1Kg

Finishes
.99

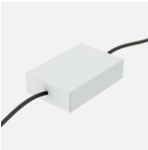




Nub
Flush

Driver DALI [4 luminaires]

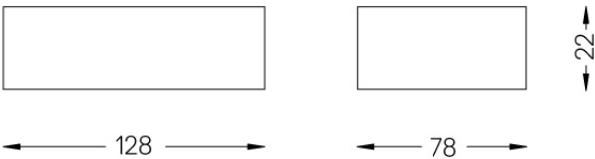
59012

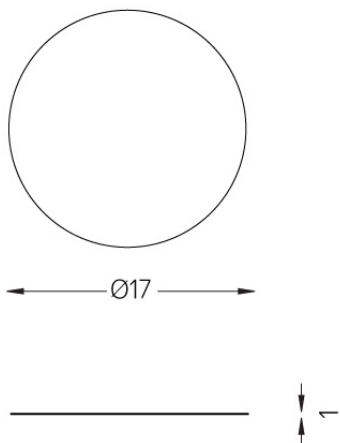


Driver DALI for Nub (Plasterboard versions) [up to 4 luminaires]
230Vac | 50/60Hz | Class II

Weight
0,137Kg

Finishes
.99






Nub Flush

1/4 CTO

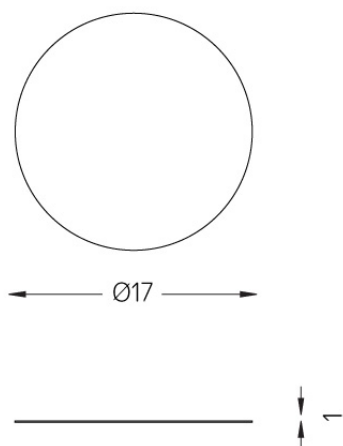
59001



Positioned at the factory
Dichroic Filter Glass
1/4 CTO for Nub.
Positioned at the factory for Nub
with Plasterboard versions

Weight
0,01Kg


Finishes
.99



Nub Flush

1/2 CTO

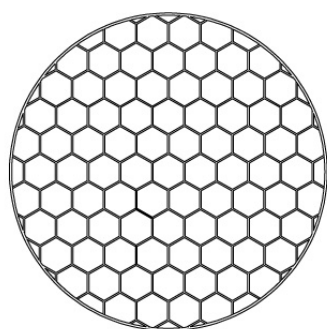
59002



Positioned at the factory
Dichroic Filter Glass
1/2 CTO for Nub.
Positioned at the factory for Nub
with Plasterboard versions.

Weight
0,01Kg

Finishes
.99



← Ø41 →



↑
3
↓

Nub Flush

Louvre

59003



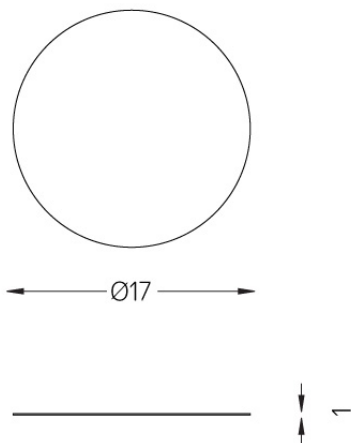
Positioned at the factory

Louvre for Nub.

Positioned at the factory for Nub
with Plasterboard versions

Weight
0,01Kg


Finishes
.99



Nub Flush

Soft diffuser

59004



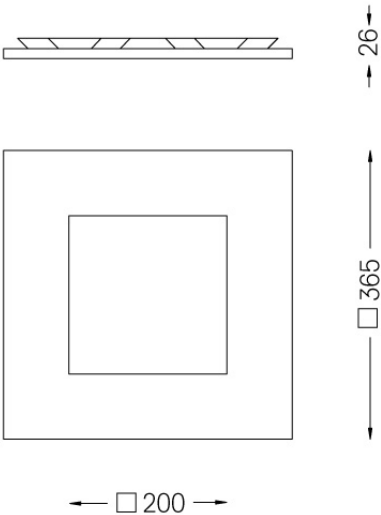
Positioned at the factory

Soft diffuser for Nub.

Positioned at the factory for Nub
with Plasterboard versions.

Weight
0,01Kg


Finishes
.99



Nub
Flush

Ceiling access hatch for
drivers


59013



Ceiling access hatch for drivers

Weight
1,62Kg

Finishes
.99



Nub Flush

Plasterboard metal profile
for Nub 250x47x18 mm

59034



Plasterboard metal profile for Nub
250x47x18 mm

Weight
0,5Kg

Finishes
.99