
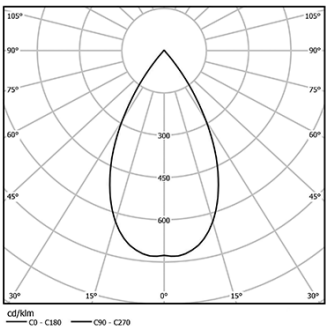


Design: O/M + Bartenbach GmbH  
Ceiling-recessed luminaire with aluminium die-cast body with electrostatic 100% polyester paint finish. Focal-lens with complex surfaces to provide a focal point through an 8mm aperture for low glare illumination.  
Supplied with Plasterboard.  
Driver to be ordered separately.

LED CRI>90 / >50.000h, L80/B10  
2-step MacAdam  
IP65




|   |              |           |
|---|--------------|-----------|
|  2700K | Light Source | Luminaire |
| Power   | 5,6W         | 5,6W      |
| Flux  | 460lm        | 270lm     |
| Efficiency  | 82lm/W       | 48lm/W    |
| LOR   | -            | 59%       |
| UGR   | -            | <28       |



Beam angle  
Flood 58°

Application



Weight  
0,96Kg



201x201



#### Finishes

● .02 Black / RAL 9005

#### Mandatory

**59009** Driver On/Off [1 to 3 luminaire]

146,5x43,5x30mm

**59010** Driver On/Off [3 to 6 luminaires]

115,5x76x30mm

**59011** Driver DALI [1 luminaire]

95x53x30mm

**59012** Driver DALI [up to 4 luminaires]

124x78x22mm

#### Optional

**59013** Ceiling access hatch for drivers

365x365x13mm

**59034** Plasterboard metal profile for Nub

250x47x18mm

#### Optional (positioned at the factory)

**59001** 1/4 CTO

ø17x1mm

**59002** 1/2 CTO

ø17x1mm

**59003** Louvre

ø17x3mm

**59004** Soft diffuser

ø17x1mm

The cutout dimensions are for plasterboard ceilings. For other type of material please contact: [support@om-light.com](mailto:support@om-light.com)

#### Data according to regulations

2019/2020/EU supplemented by 2021/341 | 2019/2015/EU

supplemented by 2021/340/EU Energy Consumption Labelling

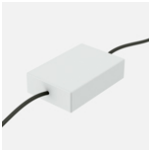
Ordinance. This product contains a light source of efficiency class G

Model Identifier 4053560138



Nub  
Flush

Driver On/Off [1 to 3  
luminaires]59009



Driver On/Off for Nub  
(Plasterboard versions) [1 to 3  
luminaire]  
230Vac | 50/60Hz | Class II

|         |          |
|---------|----------|
| Weight  | Finishes |
| 0,122Kg | .99      |

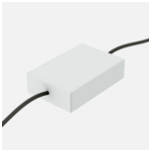




Nub  
Flush

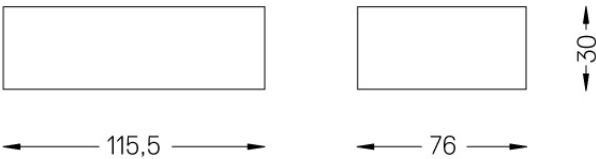
Driver On/Off [3 to 6  
luminaires]

59010



Driver On/Off for Nub  
(Plasterboard versions) [3 to 6  
luminaire]  
230Vac | 50/60Hz | Class I

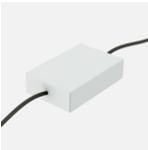
|        |          |
|--------|----------|
| Weight | Finishes |
| 0,18Kg | .99      |





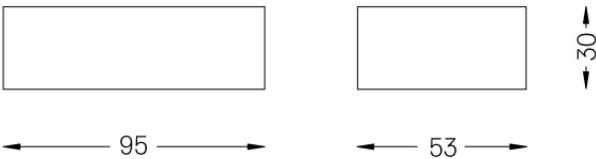
Nub  
Flush

Driver DALI [1 luminaire]59011



Driver DALI for Nub (Plasterboard versions) [1 luminaire]  
230Vac | 50/60Hz | Class II

|        |          |
|--------|----------|
| Weight | Finishes |
| 0,1Kg  | .99      |

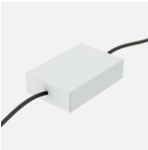




Nub  
Flush

Driver DALI [4 luminaires]

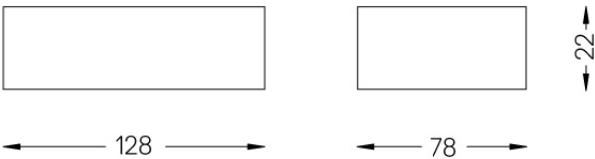
59012

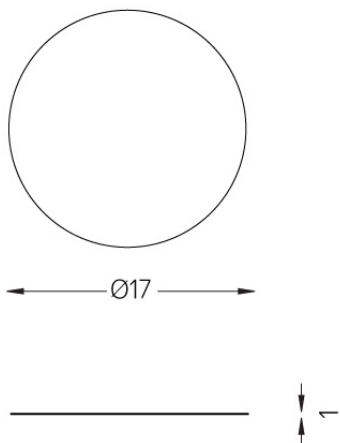


Driver DALI for Nub (Plasterboard versions) [up to 4 luminaires]  
230Vac | 50/60Hz | Class II

Weight  
0,137Kg

Finishes  
.99






## Nub Flush

1/4 CTO

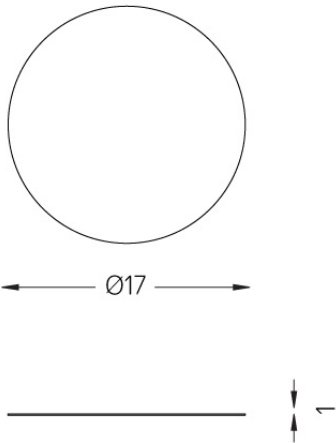
59001



Positioned at the factory  
Dichroic Filter Glass  
1/4 CTO for Nub.  
Positioned at the factory for Nub  
with Plasterboard versions

Weight  
0,01Kg

Finishes  
.99



Nub  
Flush

1/2 CTO

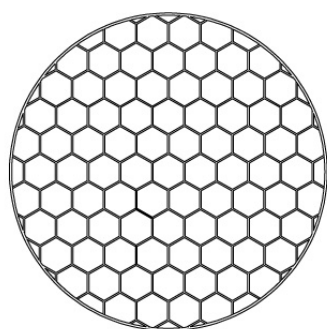
59002



Positioned at the factory  
Dichroic Filter Glass  
1/2 CTO for Nub.  
Positioned at the factory for Nub  
with Plasterboard versions.

Weight  
0,01Kg

Finishes  
.99



← Ø41 →




↕ 3 ↕

## Nub Flush

Louvre

59003



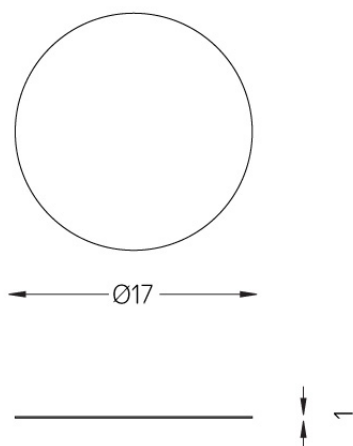
Positioned at the factory

Louvre for Nub.

Positioned at the factory for Nub  
with Plasterboard versions

Weight  
0,01Kg


Finishes  
.99



## Nub Flush

Soft diffuser

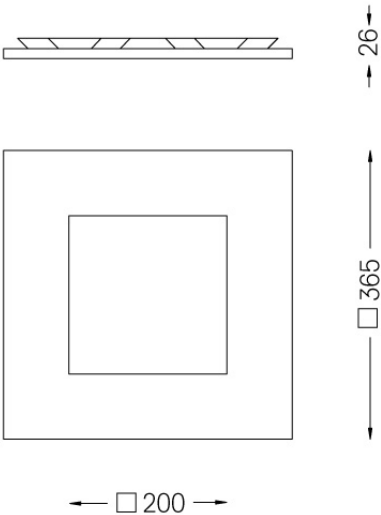
59004



Positioned at the factory  
Soft diffuser for Nub.  
Positioned at the factory for Nub  
with Plasterboard versions.

Weight  
0,01Kg


Finishes  
.99



Nub  
Flush

Ceiling access hatch for  
drivers


59013



Ceiling access hatch for drivers

Weight  
1,62Kg

Finishes  
.99



## Nub Flush

Plasterboard metal profile  
for Nub 250x47x18 mm

59034



Plasterboard metal profile for Nub  
250x47x18 mm

Weight  
0,5Kg

Finishes  
.99