


Design: O/M + Bartenbach GmbH  
Ceiling-recessed luminaire with aluminium die-cast body with electrostatic 100% polyester paint finish. Focal-lens with complex surfaces to provide a focal point through an 8mm aperture for low glare illumination.  
Supplied with Plasterboard.  
Driver to be ordered separately.

LED CRI>90 / >50.000h, L80/B10  
2-step MacAdam  
IP65



 2700K	Light Source	Luminaire
Power	5,6W	5,6W
Flux	460lm	240lm
Efficiency	82lm/W	43lm/W
LOR	-	52%
UGR	-	<19



Beam angle  
Medium 35°

Application



Weight  
0,96Kg



201x201



#### Finishes

● .02 Black / RAL 9005

#### Mandatory

**59009** Driver On/Off [1 to 3 luminaire]

146,5x43,5x30mm

**59010** Driver On/Off [3 to 6 luminaires]

115,5x76x30mm

**59011** Driver DALI [1 luminaire]

95x53x30mm

**59012** Driver DALI [up to 4 luminaires]

124x78x22mm

#### Optional

**59013** Ceiling access hatch for drivers

365x365x13mm

**59034** Plasterboard metal profile for Nub

250x47x18mm

#### Optional (positioned at the factory)

**59001** 1/4 CTO

ø17x1mm

**59002** 1/2 CTO

ø17x1mm

**59003** Louvre

ø17x3mm

**59004** Soft diffuser

ø17x1mm

The cutout dimensions are for plasterboard ceilings. For other type of material please contact: [support@om-light.com](mailto:support@om-light.com)

#### Data according to regulations

2019/2020/EU supplemented by 2021/341 | 2019/2015/EU

supplemented by 2021/340/EU Energy Consumption Labelling

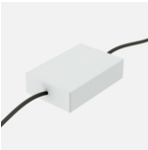
Ordinance. This product contains a light source of efficiency class G

Model Identifier 4053560138



Nub  
Flush

Driver On/Off [1 to 3  
luminaires]59009



Driver On/Off for Nub  
(Plasterboard versions) [1 to 3  
luminaire]  
230Vac | 50/60Hz | Class II

Weight	Finishes
0,122Kg	.99

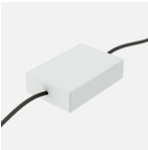




Nub  
Flush

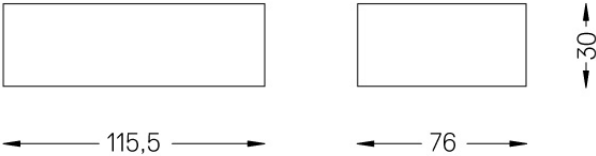
Driver On/Off [3 to 6  
luminaires]

59010



Driver On/Off for Nub  
(Plasterboard versions) [3 to 6  
luminaire]  
230Vac | 50/60Hz | Class I

Weight	Finishes
0,18Kg	.99

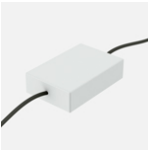




Nub  
Flush

Driver DALI [1 luminaire]

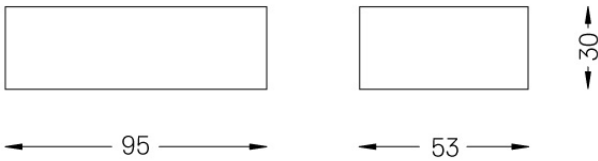
59011



Driver DALI for Nub (Plasterboard versions) [1 luminaire]  
230Vac | 50/60Hz | Class II

Weight  
0,1Kg

Finishes  
.99

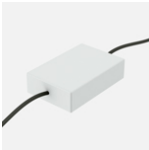




Nub  
Flush

Driver DALI [4 luminaires]

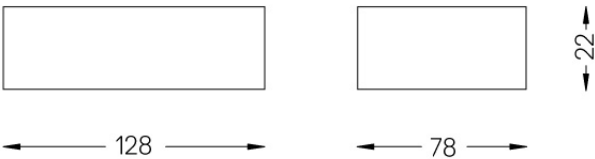
59012

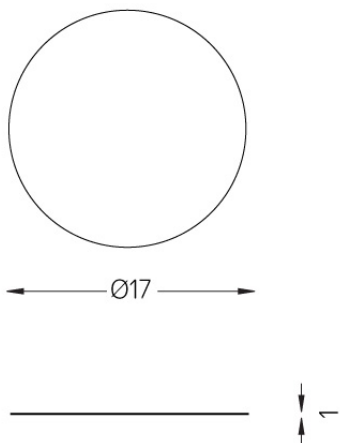


Driver DALI for Nub (Plasterboard versions) [up to 4 luminaires]  
230Vac | 50/60Hz | Class II

Weight  
0,137Kg

Finishes  
.99






## Nub Flush

1/4 CTO

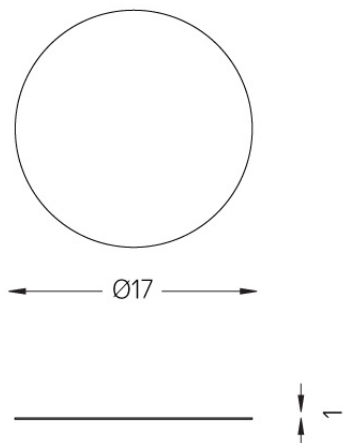
59001



Positioned at the factory  
Dichroic Filter Glass  
1/4 CTO for Nub.  
Positioned at the factory for Nub  
with Plasterboard versions

Weight  
0,01Kg


Finishes  
.99



## Nub Flush

1/2 CTO

59002

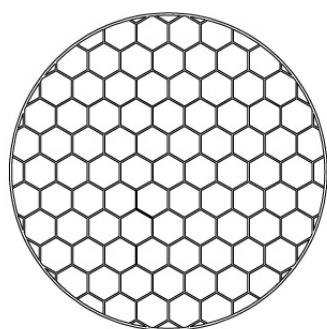


Positioned at the factory  
Dichroic Filter Glass  
1/2 CTO for Nub.  
Positioned at the factory for Nub  
with Plasterboard versions.

Weight  
0,01Kg

Finishes  
.99





← Ø41 →




↓  
3  
↑

## Nub Flush

Louvre

59003



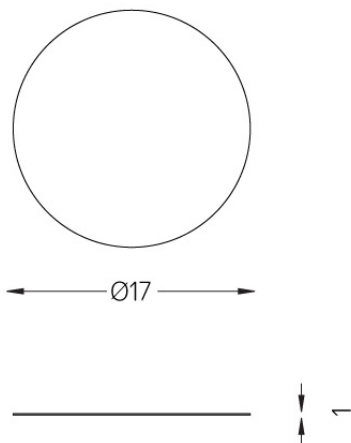
Positioned at the factory

Louvre for Nub.

Positioned at the factory for Nub  
with Plasterboard versions

Weight  
0,01Kg


Finishes  
.99



## Nub Flush

Soft diffuser

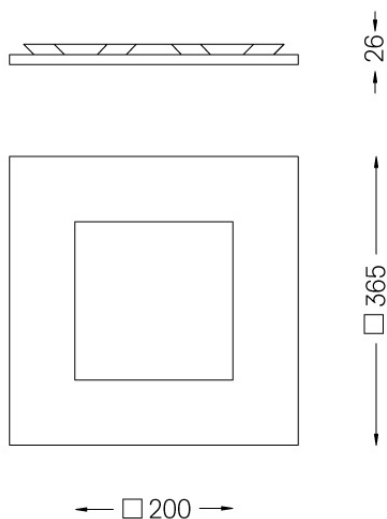
59004



Positioned at the factory  
Soft diffuser for Nub.  
Positioned at the factory for Nub  
with Plasterboard versions.

Weight  
0,01Kg


Finishes  
.99



## Nub Flush

Ceiling access hatch for  
drivers


59013



Ceiling access hatch for drivers

Weight  
1,62Kg

Finishes  
.99



## Nub Flush

Plasterboard metal profile  
for Nub 250x47x18 mm

59034



Plasterboard metal profile for Nub  
250x47x18 mm

Weight  
0,5Kg

Finishes  
.99