


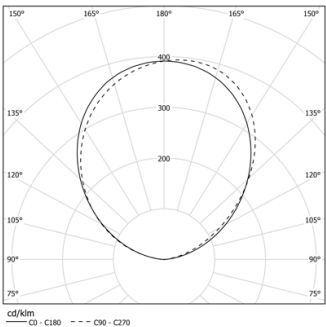


Design: Eduardo Souto de Moura  
Indirect light wall lamp with a direct narrow light beam.  
Aluminium body with electrostatic 100% polyester paint with textured-finish suitable for adverse climate conditions.  
Anti-reflective acrylic diffuser.


LED CRI>90 / >50.000h, L80/B10  
3-step MacAdam / power supply included.  
IP22 | 230Vac | 50/60Hz



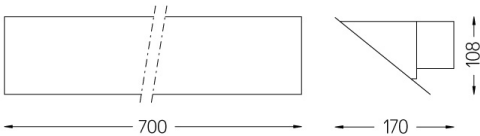
 2700K	Light Source	Luminaire
Power	20W	23,8W
Flux	1995lm	1200lm
Efficiency	102lm/W	57lm/W
LOR	-	60%
UGR	-	-



Beam angle  
Diffuse

Application  


Weight  
1,5Kg



- Finishes
-  .01 White / RAL 9010
  -  .02 Black / RAL 9005
  -  .03 Grey / RAL 9006

For the specific supply of "DALI 2" drivers, please contact:  
support@om-light.com