

Design: Eduardo Souto de Moura

Indirect light wall lamp with a direct narrow light beam.

Aluminium body with electrostatic 100% polyester paint with textured-finish suitable for adverse climate conditions.


Anti-reflective acrylic diffuser.

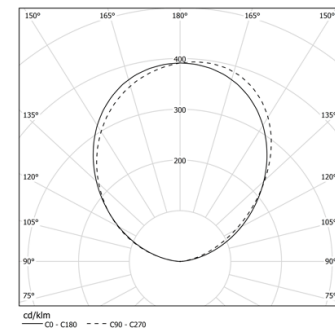
LED CRI>90 / >50.000h, L80/B10

3-step MacAdam / power supply included.

IP22 | 230Vac | 50/60Hz



 LED	2700K	Light Source	Luminaire
Power	20W		23,8W
Flux	1995lm		1300lm
Efficiency	102lm/W		57lm/W
LOR	-		65%
UGR	-		-

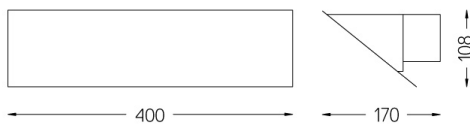


Beam angle
Diffuse

Application



Weight
1Kg



Finishes

- ☐ .01 White / RAL 9010
☒ .02 Black / RAL 9005
☐ .03 Grey / RAL 9006

For the specific supply of "DALI 2" drivers, please contact:
support@om-light.com