





Design: Eduardo Souto de Moura  
Indirect light wall lamp with a direct narrow light beam.  
Aluminium body with electrostatic 100% polyester paint with textured-finish suitable for adverse climate conditions.  
Anti-reflective acrylic diffuser.

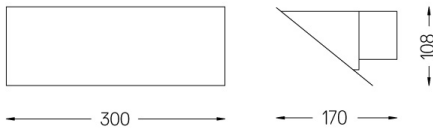
LED CRI>80 / >50.000h, L80/B10  
3-step MacAdam / power supply included.  
IP22 | 230Vac | 50/60Hz



 <b>4000K</b>	<b>Light Source</b>	<b>Luminaire</b>
<b>Power</b>	<b>13W</b>	<b>15,9W</b>
<b>Flux</b>	<b>1865lm</b>	<b>1300lm</b>
<b>Efficiency</b>	<b>143lm/W</b>	<b>54lm/W</b>
<b>LOR</b>	-	<b>70%</b>
<b>UGR</b>	-	-



<b>Beam angle</b> <b>Diffuse</b>
<b>Application</b> 
<b>Weight</b> <b>0,97Kg</b>



- Finishes
-  **.01 White / RAL 9010**
  -  **.02 Black / RAL 9005**
  -  **.03 Grey / RAL 9006**