




Design: Eduardo Souto de Moura
Indirect light wall lamp with a direct narrow light beam.
Aluminium body with electrostatic 100% polyester paint with textured-finish suitable for adverse climate conditions.
Anti-reflective acrylic diffuser.


LED CRI>90 / >50.000h, L80/B10
3-step MacAdam / power supply included.
IP22 | 230Vac | 50/60Hz



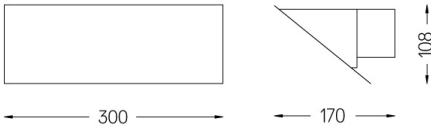
 3000K	Light Source	Luminaire
Power	6,5W	8,1W
Flux	665lm	430lm
Efficiency	102lm/W	53lm/W
LOR	-	65%
UGR	-	-



Beam angle
Diffuse

Application


Weight
0,97Kg



- Finishes
-  .01 White / RAL 9010
 -  .02 Black / RAL 9005
 -  .03 Grey / RAL 9006